

# R-100 LADDER ACCESS ROOF HATCH

## DESCRIPTION & USE

- For roof openings 762 mm x 914 mm (2'6" x 3'0")
- Skylight version provides economical natural lighting to stair wells and small rooms
- Used for ladder access

## FEATURES & BENEFITS

### (Better by Design)

**Heavy Gauge Construction** - Built to withstand live loads up to 18 kg (40 lbs) per square foot.

**Choice of Metal** - Hatches can be fabricated from galvanized steel (coated in a grey primer paint), mill finish utility grade aluminum, stainless steel or copper.

**Easy to Install** - Pre-punched holes in the curb flange allow for quick fastening to the roof deck.

**Superior Thermal Performance** - Fully insulated up to R-20 value. Suited for high efficiency buildings.

**Hold Open Arms** - Door is locked in an open position to allow for safe egress and ingress.

**Weathertight** - Doors are sealed with a durable EPDM gasket.

**Kick Plate** - Replaces the exterior handle providing zero entry points for water.

**Inside and Outside Latch Releases** - Internal latch includes a padlock hasp for locking. Outer padlock hasp is optional.

**Torsion Bar Operation** - The hidden torsion bar design provides a full 7.5 sq. ft. of area for obstruction free roof access (available on standard model; heli coil available on R-20 model).

### Roof Hatch Options

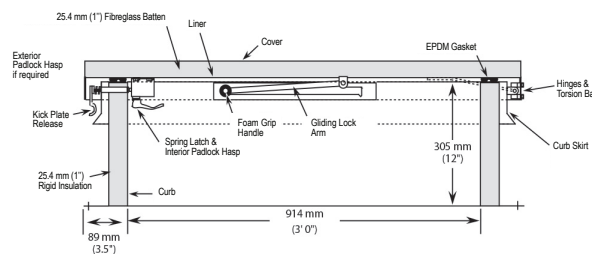
- Safety Bar Handle
- Safety Rail System
- Wind Gust Control Unit
- Skylight Domes
- Vandal Grid
- Higher Curbs
- Stainless Steel Hardware
- Gas Spring

**Note:** For roof hatches larger than 914 mm x 914 mm (3' x 3') or with 2 or more guided door supports, the option to factory install the hold open lock mechanism is available when the location of the stair access is known. If the stair access location is not known, a field kit can be purchased.



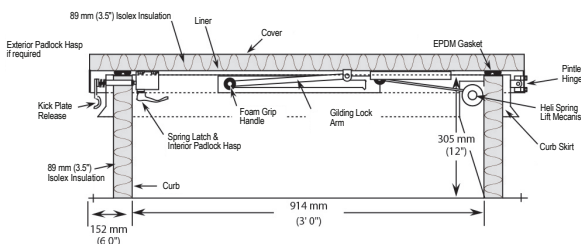
## TECHNICAL DATA

### Standard



Metal	Curb	Door	Liner	Weight
<b>G - Galv. Steel:</b>	14 ga.	14 ga.	22 ga.	77 kg (170 lbs)
<b>A - Aluminum:</b>	11 ga.	11 ga.	18 ga.	47 kg (105 lbs)

### R-20



Metal	Curb	Door	Liner	Weight
<b>G - Galv. Steel:</b>	14 ga.	14 ga.	22 ga.	82 kg (180 lbs)
<b>A - Aluminum:</b>	11 ga.	11 ga.	18 ga.	52 kg (115 lbs)

**Note:** For Stainless Steel Roof Hatch, should the cover show black stains due to melting of the protection plastic, remove stain by using an abrasive paper (4000 or 6000 or Green scrub pads) and sand in the grain direction.




## COMMERCIAL BUILDING PRODUCTS

Ontario & Western Canada 1.800.268.2889 / Quebec & Atlantic 1.800.363.2307

Distr. By/Par Lexsuo 2010 Corporation, 3275 Orlando Drive, Mississauga, ON, L4V 1C5

All products manufactured and/or distributed by Lexsuo 2010 Corporation comply with the description and properties specified in the technical data sheet in effect at the date of manufacture and/or publication. Lexsuo 2010 Corporation may change the composition and/or usage of its products without prior notice.

# R-100 LADDER ACCESS ROOF HATCH



## SAMPLE SPECIFICATION

### Short Form

LEXCOR hatches can be easily specified with a wide variety of options simply by adding the appropriate option suffix (see table below) to the product code. For example: R-100G/DD/VG/SB/ R20 signifies a 762 mm x 914 mm (2'6" x 3'0") galvanized steel hatch with double clear acrylic dome glazing, vandalproof grid, safety bar handle and R-20 insulation system.

Metal Fabrication Alternatives	
<b>G :</b>	Grey primer coated Galvanized Steel; 14 ga. curb & door(s), 22 ga. door liners
<b>A:</b>	Mill finished Aluminum; 11 ga. curb & door(s), 18 ga. door liners
<b>S:</b>	Stainless Steel
<b>C:</b>	1/16" half hard Copper curb and door(s); 1/32" door liners
<b>F:</b>	Galvanized Curb with Aluminum Lid.
Other Options (see Options section)	
<b>SB:</b>	Safety Bar Handle
<b>VG:</b>	Vandal Guard
<b>SS:</b>	Stainless Steel Hardware
<b>D:</b>	Single clear acrylic dome glazing
<b>DD:</b>	Double clear acrylic dome glazing
<b>DW:</b>	Single white acrylic dome glazing.
<b>DDW:</b>	Double dome; clear over white glazing.
<b>406 mm (16"):</b>	406 mm (16") high curb
<b>457 mm (18"):</b>	457 mm (18") high curb
<b>610 mm (24"):</b>	610 mm (24") high curb
<b>SR:</b>	Safety Rail System
<b>R20:</b>	R-20 Insulation System
<b>WGC:</b>	Wind Gust Control Unit
<b>GS:</b>	Gas Spring

### Long Form

**Note:** phrases in brackets signify option choices.

Roof hatch(es) shall be LEXCOR \_\_\_\_\_ roof hatch, size: \_\_\_\_\_ x \_\_\_\_\_, supplied by Lexsuco Corporation. Deck opening size shall correspond to hatch size. Curb and door(s) shall be (14 ga. primer coated galvanized steel; 11 ga. mill finished aluminum; 14ga. Type 304 Stainless Steel; (1.59 mm) [1/16"] half hard Copper and shall be neatly welded and ground at corners).

Door(s) shall have (25.4 mm) [1"] fibreglass insulation with a minimum density of (1.8 kg) [4 lbs] ; (89 mm) [3.5"] polyisocyanurate insulation) and a door liner of (18 ga. Primer coated galvanized steel; 22 ga.

mill finished aluminum; 18 ga. Type 304 stainless steel; (1.59 mm) [1/16"] copper sheet). Curb shall be (305 mm) [12"] ; (407 mm) [16"] ; (457 mm) [18"] ; (610 mm) [24"] high with (25.4 mm) [1"] high density polyisocyanurate insulation - standard model; (89 mm) [3.5"] polyisocyanurate- R-20 model) secured to the curb exterior. Curb shall have (89 mm) [3.5"]; (152 mm) [6"] wide, prepunched flanges. Roof hatch(es) shall be completely assembled with heavy duty torsion bar operated doors / heli coil operated doors, latching mechanisms, interior (and exterior) padlock hasps and EPDM seal gasket. Door(s) shall be equipped with an a gravity fed hold-open arm complete with a foam rubber grip handle. All hardware shall be (zinc plated; stainless steel). (Galv. steel hatch shall be factory finished with grey primer coating). Installation shall be in strict accordance with LEXCOR instructions.

Hatch(es) shall be warranted to be free from material or workmanship defects for ten (10) years. Primed hatches should be painted on site by others. The hidden torsion bar is featured on the Standard R-100, whereas the Heli coil is featured on the R-100/ R20.

### Options

[Hatch(es) shall be equipped with 35 mm (1-3/8") diameter Safety Bar coated with 20 mil PVC colour coated roof safety green. Safety Bar shall be mounted on the (right; left) corner of hatch curb without impeding operation of the door.]

[Hatch shall be glazed with (single; double) acrylic dome(s) manufactured to support 195 kg/m<sup>2</sup> (39.9 lb/ft<sup>2</sup>) live load. (Single; Inside) dome shall be (clear; bronze; white). (Outer dome shall be clear; bronze).]

[Hatch(es) shall be equipped with a 14 ga. primer coated galvanized steel Vandal Grid mounted on the inside of the door, underneath the skylight.]

[Hatch(es) shall be equipped with a Wind Gust Control Unit mounted on the inside of the hatch.]

[Hatches shall be equipped with a Gas Spring mounted on the inside of the hatch.]

LEXCOR Roof Hatches meet Novoclimat standards.

## LEED INFORMATION

<b>Pre-consumer Recycled Content:</b>	30%
<b>Post-consumer Recycled Content:</b>	47%
<b>Solar Reflectance Index (white painted finish):</b>	90%
<b>Manufacturing Site:</b>	Mississauga, ON

For a complete LEED report, please contact LEXCOR.



## COMMERCIAL BUILDING PRODUCTS

Ontario & Western Canada 1.800.268.2889 / Quebec & Atlantic 1.800.363.2307

Distr. By/Par Lexsuco 2010 Corporation, 3275 Orlando Drive, Mississauga, ON, L4V 1C5

All products manufactured and/or distributed by Lexsuco 2010 Corporation comply with the description and properties specified in the technical data sheet in effect at the date of manufacture and/or publication. Lexsuco 2010 Corporation may change the composition and/or usage of its products without prior notice.