



ZIP SYSTEM® TAPE

MANUFACTURER

Huber Engineered Woods LLC
 10925 David Taylor Drive, Suite 300, Charlotte, NC 28262
 800.933.9220 • Technical Service: 800.933.9220 x2716
 ZIPSystem.com • HuberArchitectLibrary.com

BASIC USE AND APPLICATIONS

ZIP System Tape is a code-recognized flashing tape for use at sheathing panel joints, around windows, door frames, wall penetrations, and roof penetrations. Unlike most other flashing tapes, ZIP System Tape is compatible with flexible PVC windows.

ZIP System Tape transforms ZIP System sheathing into a seamless protective barrier, providing superior air and moisture resistance to harsh elements. The combination of tape plus ZIP System Sheathing eliminates the need for a separate application of building wrap or roofing felt. Install the panels, tape the seams with ZIP System Tape, and the building is permanently weatherized.

ZIP System Tape has four layered components:

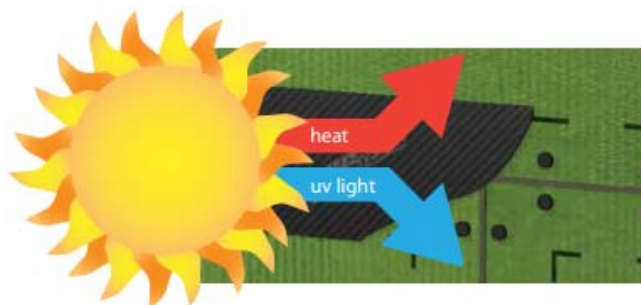
- Heat and UV resistant acrylic adhesive that forms a lifetime bond with ZIP System Sheathing overlay
- Bonding layer that permanently joins the acrylic layer to the body of the tape
- Dimensionally stable inner layer of polyolefin that incorporates UV protection and antioxidants that make ZIP System Tape a lifetime product
- Slip resistant surface layer

ADVANTAGES

ZIP System Tape is a multi-purpose acrylic tape with a robust and aggressive adhesive. The intertwined polymer chains provide excellent internal strength and durability. The tape's advanced acrylic adhesive is made of highly polar molecules; the resulting attraction pulls the tape into the ZIP System panel. This helps the tape wet out, and flow into panel ridges and produce a permanent bond. The installation satisfies the requirements of AC148 and AAMA 711-13 as represented in ESR-2227.

The product's specially formulated acrylic adhesion forms a superior bond making it a great versatile option to seal a variety of surfaces in all kinds of projects. ZIP System Tape also displays superior elongation, accommodating the normal expansion and contraction found in wood construction.

The use of ZIP System Tape as flashing material is recognized for use on Type V construction under the IBC and non-fire-resistance-rated construction under the IBC and IRC.



ZIP System Tape	
Maximum Exposure Time	180 Days
Adhesive Type	Acrylic
Cold Temperature Application	20° F
Compatibility	Compatible with flexible PVC used in vinyl windows
Code Acceptance	IRC and IBC compliance recognized by ESR-2227
Tensile Strength	938 psi
Tape Elongation	400 – 800%

SIZE

ZIP System Tape is available in 90 ft (27.4 m) long rolls in 3.75-inch (95.3 mm) and 6-inches (152 mm) roll widths. The 3.75-inch wide roll is produced with no release liner. The tape is also offered in individually package 6-inch (152 mm) by 75 ft (22.9 m) rolls with a split release liner in limited availability.

SUBSTRATE

ZIP System Tape is not considered a substitute for self-adhering ice and water barrier applications in roofing system; when such materials are required, provide them in addition to application of tape.

SUBSTRATE

Ensure that the tape substrate is dry and free of frost, dust, dirt, loose fasteners, and other protrusions. Apply tape when ambient air and substrate are above 20 °F (-6 °C).

TAPE INSTALLATION

Refer to manufacture's ZIP System Roof and Wall Sheathing Installation Manual for detailed instructions and illustrations for application of ZIP System Tape to sheathing, flanged windows, brick mould windows and, penetrations openings. Apply tape as

prescribed in ICC-ES ESR-227, ESR-1473, ESR-1474, and ESR-3373. Tape should be covered with a code-complying roof or wall covering within 180 days of installation. ZIP System Tape is a pressure sensitive tape that must be rolled in (ZIP System Tape roller) to achieve maximum bond to the panel.

PANEL SEAMS

Apply tape over sheathing joints in manner described in manufacturer's written instruction, overlapping end joints a minimum of 3-inches (75 mm). Press tape firmly against substrate using a rubber-faced roller until smooth tape conforms tightly to the substrate.

WINDOWS AND PENETRATIONS

Apply tape at sheathing penetrations as indicated in tape manufacturer's written instructions.

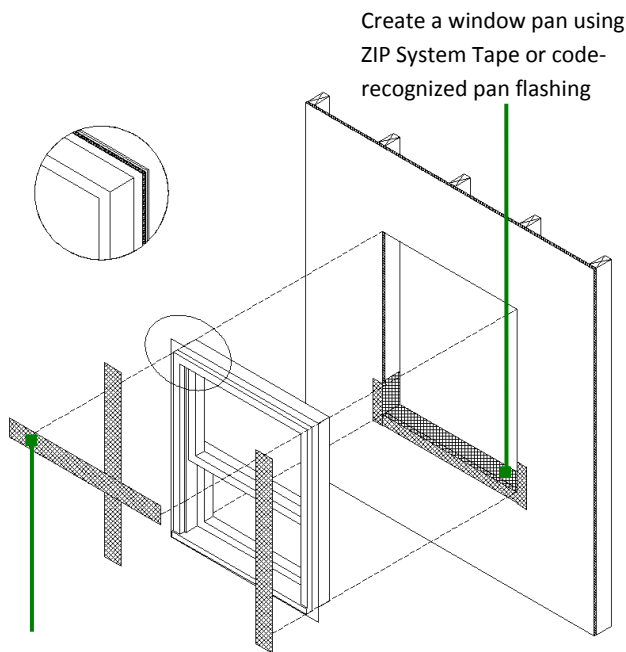
Apply tape at wall openings in manner described in window or door manufacturer's written instructions. Details of installation recommendations are available in AutoCAD or PDF formats at ZIPSystem.com or HuberArchitectLibrary.com

STORAGE AND HANDLING

Store ZIP System Tape in the original packaging at temperature not to exceed 90 °F (32 °C). Store in clean, dry place.

When stored as recommended in its original unopened container the typical shelf life for ZIP System Tape is 9 months from the date of manufacture.

WINDOW INSTALLATION DETAIL



ZIP System Tape or adhesive backed flashing (must meet AC148) sealed over window flanges at jambs

AVAILABILITY

Huber Engineered Wood's ZIP System Tape is available through distributors nationwide. Visit ZIPSystem.com or contact Huber Engineered Woods for a retailer near you.

WARRANTY

ZIP System Tape is furnished with a 30-year system warranty when used with ZIP System Sheathing. See ZIPSystem.com for details.

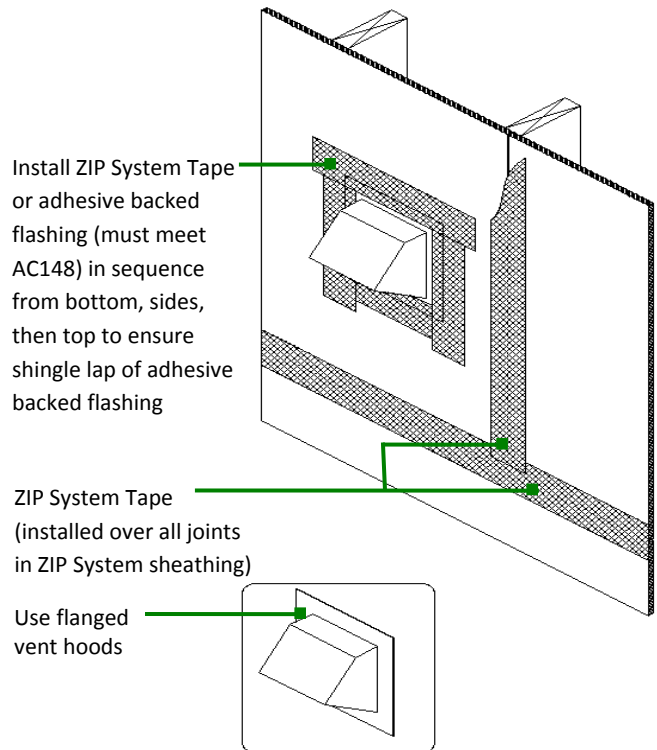
TECHNICAL SERVICE

Detailed information including specifications, product literature, test reports, installation instructions, and special applications is available through Huber Engineered Woods. Please visit ZIPSystem.com or call 800.933.9220 x2716 to speak to a technical representative.

AVAILABLE RESOURCES

Section 06 16 00 SHEATHING for ZIP System Roof and Wall Sheathing products in CSI 3-part format is available at ZIPSystem.com or HuberArchitectLibrary.com.

DRYER VENT PENETRATION



© 2015 Huber Engineered Woods LLC. AdvanTech® is a registered trademark of Huber Engineered Woods LLC. Huber is a registration trademark of J.M. Huber Corporation. HUB-9002 05/15