




# FRANSYL

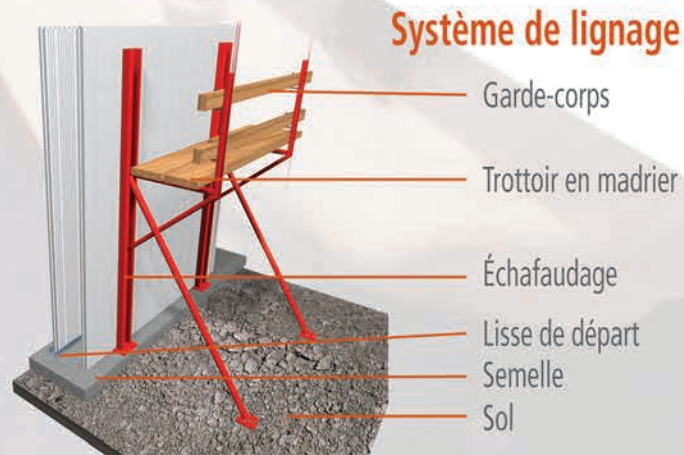

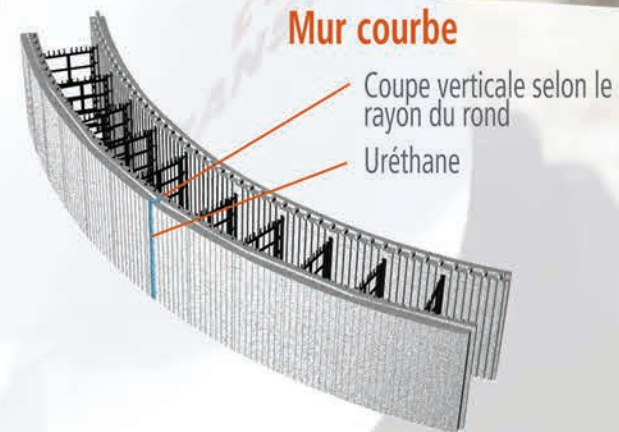

SYSTÈMES DE COFFRAGE ISOLANT



F A I R E É Q U I P E

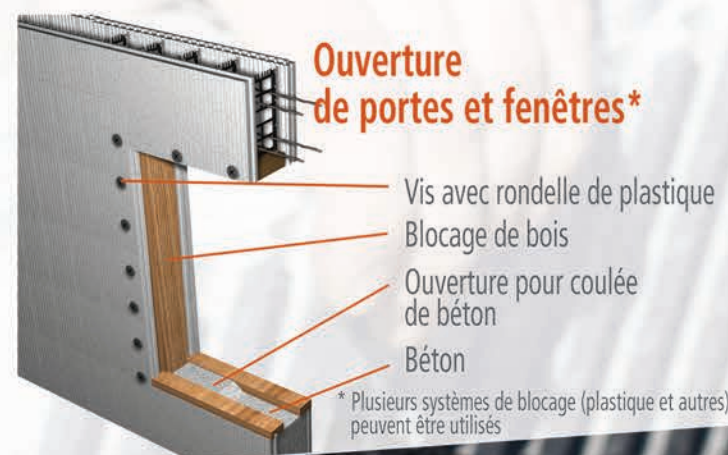
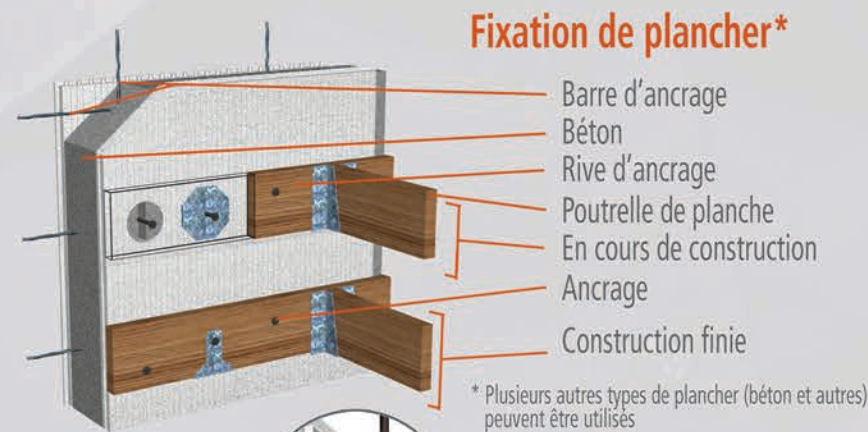
# DÉTAILS DE SYSTÈMES DE COFFRAGE ISOLANT

# RÉALISATIONS



Les constructions en SYSTÈMES DE COFFRAGE ISOLANT Fransyl sont de qualité supérieure et comportent de nombreux avantages :

- Bâtiments en béton durable
- Étanche à l'air
- Insonorisation (59 STC)
- Minimum de R-30
- Sans pont thermique
- Économie d'énergie de 30% à 50%

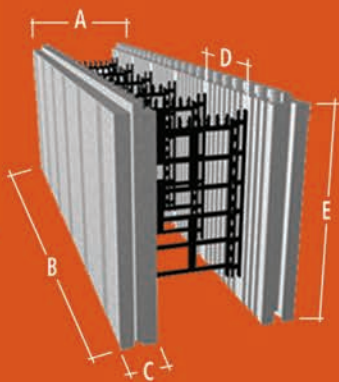


ÉCONOMIQUE    CONFORTABLE    SÉCURITAIRE    ÉCOLOGIQUE

# SYSTÈMES DE COFFRAGE ISOLANT

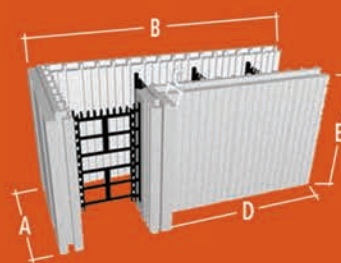
## BLOCS FRANSYL IZOBEST® DISPONIBLES

### BLOC DROIT



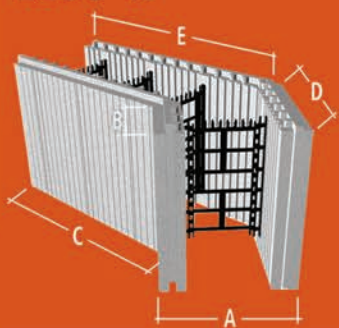
|     | A       | B   | C      | D  | E   |
|-----|---------|-----|--------|----|-----|
| 4"  | 9 1/4"  | 48" | 2 5/8" | 8" | 16" |
| 6"  | 11 1/4" | 48" | 2 5/8" | 8" | 16" |
| 8"  | 13 1/4" | 48" | 2 5/8" | 8" | 16" |
| 10" | 15 1/4" | 48" | 2 5/8" | 8" | 16" |
| 12" | 17 1/4" | 48" | 2 5/8" | 8" | 16" |

### BLOC 90°



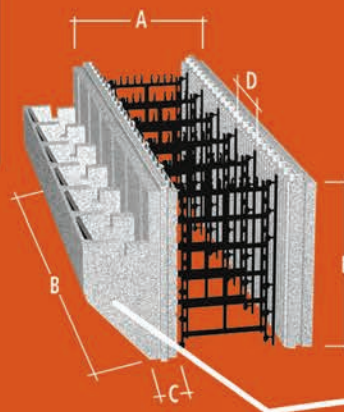
|     | A   | B   | C      | D       | E   |
|-----|-----|-----|--------|---------|-----|
| 4"  | 14" | 30" | 4 3/4" | 20 3/4" | 16" |
| 6"  | 16" | 32" | 4 3/4" | 20 3/4" | 16" |
| 8"  | 18" | 34" | 4 3/4" | 20 3/4" | 16" |
| 10" | 20" | 36" | 4 3/4" | 20 3/4" | 16" |
| 12" | 22" | 38" | 4 3/4" | 20 3/4" | 16" |

### BLOC 45°

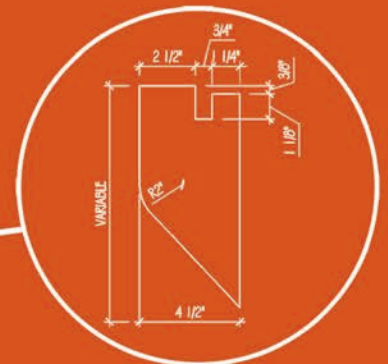


|     | A       | B      | C       | D       | E       |
|-----|---------|--------|---------|---------|---------|
| 4"  | 9 1/4"  | 4 3/4" | 20 3/4" | 9 1/4"  | 25 1/4" |
| 6"  | 11 1/4" | 4 3/4" | 20 3/4" | 10 1/4" | 26 1/4" |
| 8"  | 13 1/4" | 4 3/4" | 20 3/4" | 11 1/4" | 27 1/4" |
| 10" | 15 1/4" | 4 3/4" | 20 3/4" | 12 1/4" | 28 1/4" |

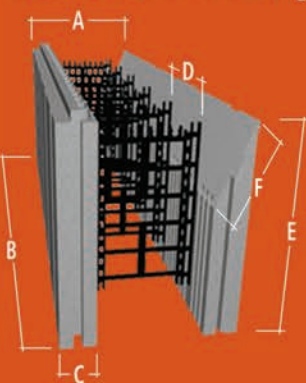
### BLOC CORBEAU



|     | A       | B   | C      | D  | E   |
|-----|---------|-----|--------|----|-----|
| 4"  | 9 1/4"  | 48" | 2 5/8" | 8" | 16" |
| 6"  | 11 1/4" | 48" | 2 5/8" | 8" | 16" |
| 8"  | 13 1/4" | 48" | 2 5/8" | 8" | 16" |
| 10" | 15 1/4" | 48" | 2 5/8" | 8" | 16" |
| 12" | 17 1/4" | 48" | 2 5/8" | 8" | 16" |

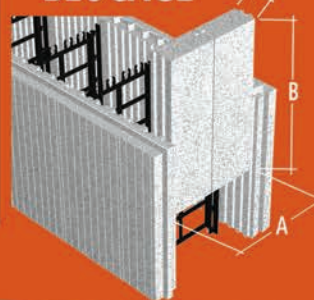


### BLOC APPUI-BRIQUES



|     | A       | B   | C      | D  | E   | F  |
|-----|---------|-----|--------|----|-----|----|
| 4"  | 9 1/4"  | 48" | 2 5/8" | 8" | 16" | 7" |
| 6"  | 11 1/4" | 48" | 2 5/8" | 8" | 16" | 7" |
| 8"  | 13 1/4" | 48" | 2 5/8" | 8" | 16" | 7" |
| 10" | 15 1/4" | 48" | 2 5/8" | 8" | 16" | 7" |
| 12" | 17 1/4" | 48" | 2 5/8" | 8" | 16" | 7" |

### BLOCAGE



|    | A   | B      | C |
|----|-----|--------|---|
| 6" | 16" | 2 5/8" |   |
| 8" | 16" | 2 5/8" |   |

Autres dimensions disponibles.  
Consultez votre représentant  
pour plus d'informations.

